



# TABLE ANTIQUE

majestic, tactful  
& dignified


Collection



Antique light









Antique medium



Antique dark

# Board parquet antique collection

## Product specifications

<b>Description</b>	Construction: Top-Layer: Carrier:	Multi-layer engineered board Oak veneer Birch plywood
<b>Length x Width</b>	800 x 800 mm	
<b>Thickness</b>	19 mm (± 0,5 mm)	
<b>Top-layer</b>	2.8 mm, glued waterproof and formaldehyde-free.	
<b>Profile processing</b>	Groove on all sides. Chamfer: approx. 0.7 mm, 30°. Connection by means of external springs (11 mm wide, 5 mm thick).	
<b>Surface</b>	Schotten & Hansen pre-finished, permeable surface. Surface treatment with natural oils, resins and waxes. Schotten & Hansen surfaces can be regenerated without sanding or mechanical treatment. Avoid strongly acidic and alkaline agents.	
<b>Wood moisture content</b>	On delivery: approx. 8 % ex works. A special drying process during production reduces shrinkage and swelling behaviour of the floor boards after installation.	
<b>Performance characteristics<sup>1</sup></b>	 Fire behaviour: Dfl – s1 according to EN 14342:2013	
	 Chemical resistance according to EN 13442:2023-04, Method A+B: predominantly no visible changes	
	 Formaldehyde emission according to EN 14342: Class E1, measured according to EN 717- 1	
	 Underfloor heating: Suitable for hot water or electric underfloor heating. Thermal conductivity $\lambda$ [W/(m*K)]: Overall structure with oak veneer 0.13. Thermal resistance R [m²K/W]: Overall structure 0.15 (calculated according to EN 14342:2013).	
	 VOC emissions according to AgBB scheme < 1 mg / m³	
		
<b>Cleaning &amp; Care</b>	Schotten & Hansen cleaning and caring products. Schotten & Hansen recommends the use of a floor polishing machine. For further information please see the cleaning and caring instructions or contact our service department: <a href="mailto:service@schotten-hansen.com">service@schotten-hansen.com</a>	
<b>Recycling</b>	Our wood products can be recycled in accordance with category A2 of the Waste Wood Ordinance.	

<sup>1</sup> Test reports available on request.

# Board parquet antique collection


## Collection Colours

light

medium

dark

Board parquet antique



## Character Selection

6 Engeli

Very vibrant structure with selected knots, pronounced shrinkage and wind cracks, repaired by hand.

## Treatment <sup>2</sup>

6 Engeli

Naturally dried surface with antique-looking filled joints and nail holes.

Colour between floorboards is subject to variations and display exhibits or samples, as far as these are due to the natural quality of the used material as well as customary.

<sup>2</sup> Patented Schotten & Hansen surface treatment.



**Schotten  
& Hansen**

Schotten & Hansen GmbH, August-Moralt-Straße 1, 86971 Peiting, Germany  
T +49 8861 90804-0, kontakt@schotten-hansen.com, www.schotten-hansen.com

# Board parquet antique collection

## Further Information

### Indoor climate and wooden floor

Wood is a natural material that is adjusting to the indoor climate. Wood absorbs moisture from the air and releases it again.

We would like to point out that during the heating period, the floorboards might strongly dry out and thus develop shrinkage cracks. Cracks caused by low air humidity during the heating period do not justify complaint.

With the maintenance of a comfortable and healthy indoor climate of 20° C and 50% relative humidity during the heating season, you can largely avoid the negative effects of this natural phenomena.

Thermal- and hygrometers control the air in your rooms easily. In case the air is too dry, suitable measures for humidifying the air must be taken. We recommend you a humidifier control - hygrostat for obtaining a constant air humidity.

Installation should be carried out professionally by a trained Schotten & Hansen partner.

### Bonding

The preparation of the subsoil is to be carried out in accordance with the guidelines of the adhesive manufacturer and relevant DIN standards.

For the bonding of all Schotten & Hansen floor products we recommend a solvent-free and elastic adhesive e.g. BONA Quantum or equivalent product (the parquet adhesive used must be approved by the building authorities).

In the process of glueing, full bonding to the subsoil and a sufficient contact pressure during the setting has to be ensured.

### Bonding on Screed

First, an inspection of the subsoil and the application requirements has to be conducted according to VOB Part B DIN 1961, Part C DIN 18356 and DIN 18202 Table 3, line 4 increased requirement.

Due to the large lengths and widths of some flooring products, increased care is required for the evenness of the subsoil.

### Installation on underfloor heating

All Schotten & Hansen long boards are to be fully bonded with elastic adhesive to underfloor heating. Prior to this, a thorough inspection of the heating screed's readiness for installation has to be carried out – in particular the heating protocol and the details of test points (pursuant to DIN standards) have to be documented by the screed layer. The adhesive must be suitable for bonding on an underfloor heating system.

Please observe the maximum surface temperature of 29° C.

Additionally, during a heating-period the air humidity should be improved. Otherwise the floorboards might strongly dry out and develop shrinkage cracks. Cracks caused by low air humidity during the heating period do not justify complaint.

### Important measurements prior to installation:

- Let the unpacked workpieces acclimatise in the final room conditions for approx. one week until the equilibrium moisture content is reached.
- Switch off underfloor heating three days before installation.
- Measure moisture content of the screed.
- Keep room climate constant at 45 % ± 5 % relative air humidity. This also applies for the next few days after the installation (during this time increase underfloor heating by 5° C per day).
- Prepare a heating protocol.

### Screw on wooden substructures

Available wood or particle board, the boards can be obliquely screwed into the spring. The spacing of the joists should not exceed 35 cm. A sufficient sound insulation has to be ensured. Felt or cork strips to the battens limit a creaking noise.

All information on this data sheet is to be considered as advice and is based on empirical investigations according to today's state of the art. Therefore, all provided information on the suitability, processing and application of our products, as well as technical advice and further particulars, do explicitly not release the customer and/or user from verifying the products' suitability by means of their own tests.